



Gospel Chariot
Missions

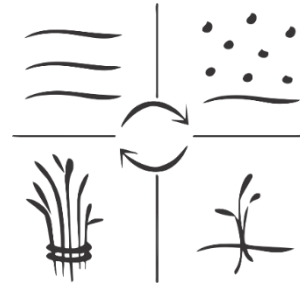
www.gospelchariot.org

Gospel Share
Missions

www.gospelsharemissions.com



4 Fields Discipleship Training



Win the lost - Train the saved

NOTES

&

DRAWINGS

Worksheets

INTRODUCTION

These Notes and drawings worksheets you have in your hands, has had a great impact around the world regarding the growth and development of the Church.

The first lessons will help you see God's Big Vision and prepare you to enter the 4 Fields and the tools.

Then, you will be equipped on how to identify persons of peace, how to share the gospel, how to disciple new believers, how to gather believers in a healthy way, and how to develop and multiply leaders. May God bless you and use you mightily as you become a disciple maker fulfilling the great commission given by Jesus in Matthew 28:19-20.

CONTENTS

Lesson 1: Characteristics of Church Multiplication Movements.....	3
Lesson 2: Big Vision. It's global - <i>Genesis to Revelation</i>	4
Lesson 3: Big Vision. It's Local - <i>Brutal Facts</i>	5
Lesson 3A: Discovery Bible Sword Method.....	6
Lesson 4: The 5 Parts of 4 Fields Overview.....	7
Tool 1: How to enter an Empty Field - <i>Relational Map</i>	8
Tool 2: How to enter an Empty Field - <i>Person/House of Peace</i>	9
Tool 3: How to share the Gospel - <i>Your 15 Sec Testimony</i>	10
Tool 4: How to share the Gospel - <i>3 Circles</i>	11
Tool 5: How to share the Gospel - <i>Baptism Hammer</i>	12
Tool 6A: What to teach a Disciple - <i>Why?</i>	13
Tool 6B: What to teach a Disciple - <i>Who?</i>	14
Tool 6C: What to teach a Disciple - <i>What?</i>	15
Tool 6D: What to teach a Disciple - <i>When?</i>	16
Tool 7: What to teach a Disciple – <i>The Three Thirds</i>	17
Tool 8: How to gather Disciples in groups - <i>Church Health Circle</i>	18
Tool 9: How to gather Disciples in groups - <i>Left Hand Guide</i>	19
Tool 10: How to develop leaders that multiply - <i>5-Levels of Leadership</i>	20
Tool 11: How to develop leaders that multiply - <i>Iron on Iron</i>	21
Tool 12: How to develop leaders that multiply - <i>MAWL Principle</i>	22
APEST The singular role for church leaders (Ephesians 4:11-13).....	23
Sword Method Discovery Bible Study.....	24
Short Term Sword Method Discovery Bible Study Curriculum Ideas.....	25
Long Term Sword Method Discovery Bible Study Curriculum Ideas.....	26
Bridging to The Gospel.....	27
Multiplying Disciples and Churches Everywhere.....	28
Exposition of the Great Commission Matthew 28:18-20.....	29

INTRO LESSON TO GCM/GSM 4 FIELDS DISCIPLESHIP TRAINING



Video

https://youtu.be/XCODZI_O2-Y

PROBLEM


SOLUTION

1. We are not making _____ who make other disciples.
2. We are not gathering and forming _____ in the community that multiply.
3. We are not developing and multiplying local _____ in our communities.

1. We have to move from not only going to church but going to the _____.
2. We have to move from only professionals reaching the lost, to _____ reaching the lost.
3. We have to move from teaching only information, to teaching _____.

TEACHING


Receive/give information to _____



1. _____

TRAINING

Receive/give information and _____ to _____ the information received.



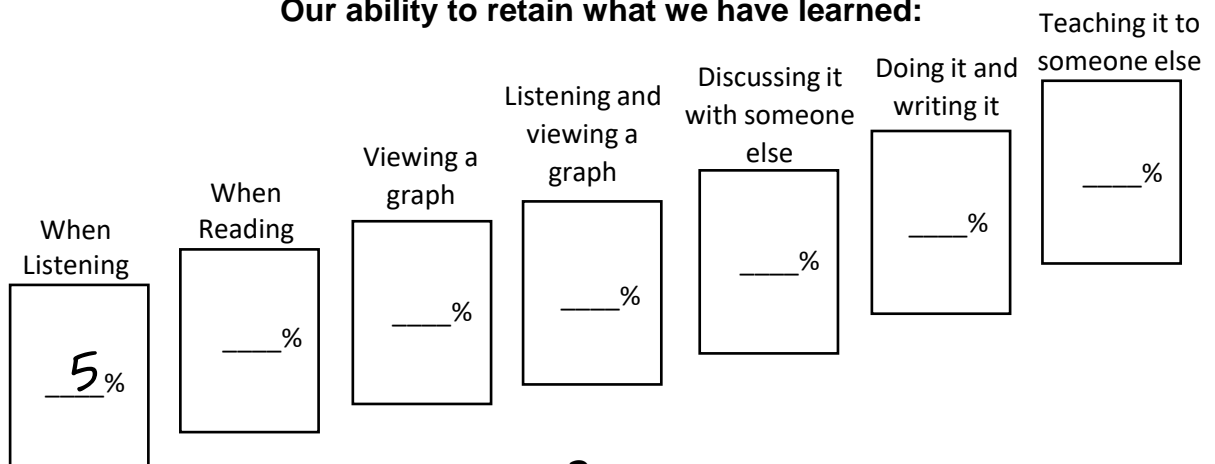
2. _____



3. _____

THE IMPORTANCE OF LEARNING, PRACTICE AND SHARE

Our ability to retain what we have learned:



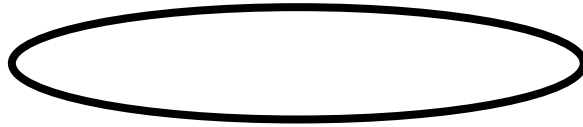
LESSON 1: CHARACTERISTICS OF CHURCH MULTIPLICATION MOVEMENTS




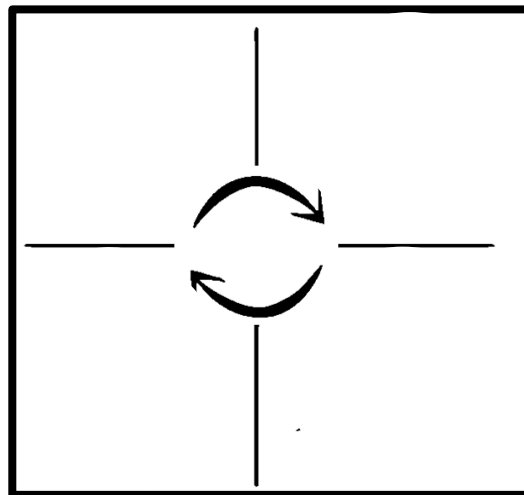
Video

<https://youtu.be/HziJoHxGwXE>

Training Outline



- _____ - - - - - _____
- _____ - - - - - _____
- _____ - - - - - _____



- | | | |
|----------------------|-------------------------|-------------------------------|
| 1. Relational Map | 5. Baptism Hammer | 9. Left Hand Guide |
| 2. Person of Peace | 6. The 4-1-1 | 10. Five Levels of Leadership |
| 3. 15 Sec. Testimony | 7. The 3/3's | 11. Iron on Iron |
| 4. 3 Circles | 8. Church Health Circle | 12. MAWL Principle |

LESSON 2: BIG VISION



Video

GENESIS TO REVELATION. **It's Global**

<https://youtu.be/XrZ17izqFV0>

God wants to save all nations.

Genesis 1:26-28.....Mankind made in God's _____.

Genesis 3.....God's image _____ in mankind by sin.

Genesis 6:1,5.....Wickedness and sin multiplies, God announces his _____, the flood.

Genesis 9:1,8.....After the flood, there is a new _____ restored.

Genesis 11:4.....Mankind seeking their own glory _____ against God again.

God began to call different people at different times for His restoration plan.

	WHO? Who did God call?	HOW FAR? God's vision
Genesis 12:1-3		
Exodus 19:5-6		
Psalms 67		
Isaiah 49:5-6		
Matthew 28:18-20		
Acts 1:8		
2 Corinthians 5:18-20		
Revelation 7:9-10		

God called and used different people at different times for His plan of restoring His image in mankind. Now, He is calling his church, He is calling you to go and restore His image in people through Jesus and display His glory to the ends of the earth. You are part of God's Big Vision.

LESSON 3: BIG VISION



Video

BRUTAL FACTS...It's Local

God wants to save our communities. <https://youtu.be/tDO8GMn7IVc>

If you want to reach lostness in your local area, then you need to know how much lostness there is in your community. A great way to do that is through calculations to get some brutal facts. Use your region data and look at what your lost community looks like.

City or region: _____

Population = _____

Assuming 90% is far from God: (Multiply population X 0.9) = _____

Congregations of 100 members needed. (Divide the last number by 100) = _____

Goal of 10% (Multiply the last number X 0.1) = _____ (a)

How many congregations of 100 members are in your region? _____ (b)

BRUTALIZING YOUR AREA.

How many years since the first church was established in your region? _____ (c)

How many years will it take to reach only 10%?

$$\frac{\text{Goal of 10\% (a)} \times \text{Years the church has been established (c)}}{\text{Divided by number of congregations in your region (b)}} = \text{_____ years}$$

To reach 10% lostness

DO YOU SEE THE BRUTAL FACTS? DO YOU SEE THE BIG PROBLEM WE HAVE?

DO YOU SEE THE GREAT NEED TO MAKE DISCIPLES THAT MAKE DISCIPLES
SO THAT THEY MAKE MORE DISCIPLES?

BUT THERE IS HOPE (Acts 19:8-10)

LESSON 3A: Bible Discovery SWORD METHOD

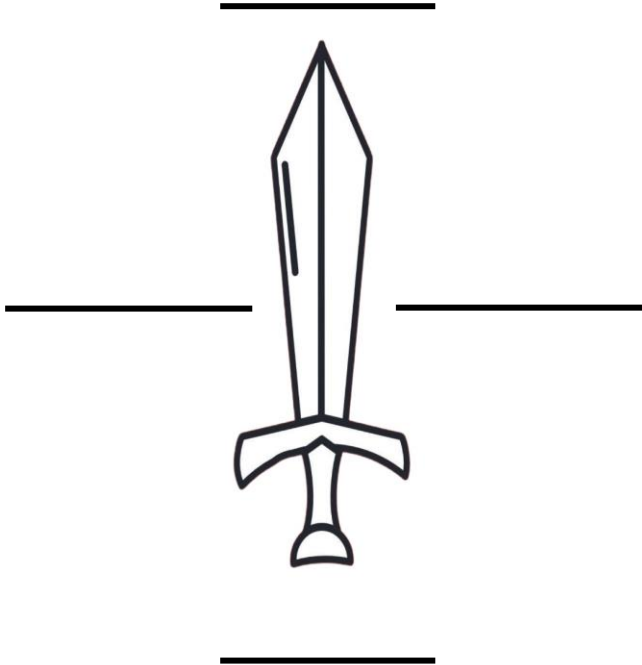


Video

<https://youtu.be/rtUVTJyWAtU>

See pages 24-26 or video to know more how to use the Sword Method.

GROW



After reading a passage, ask:

In this passage...

1. _____
2. _____
3. _____
4. _____

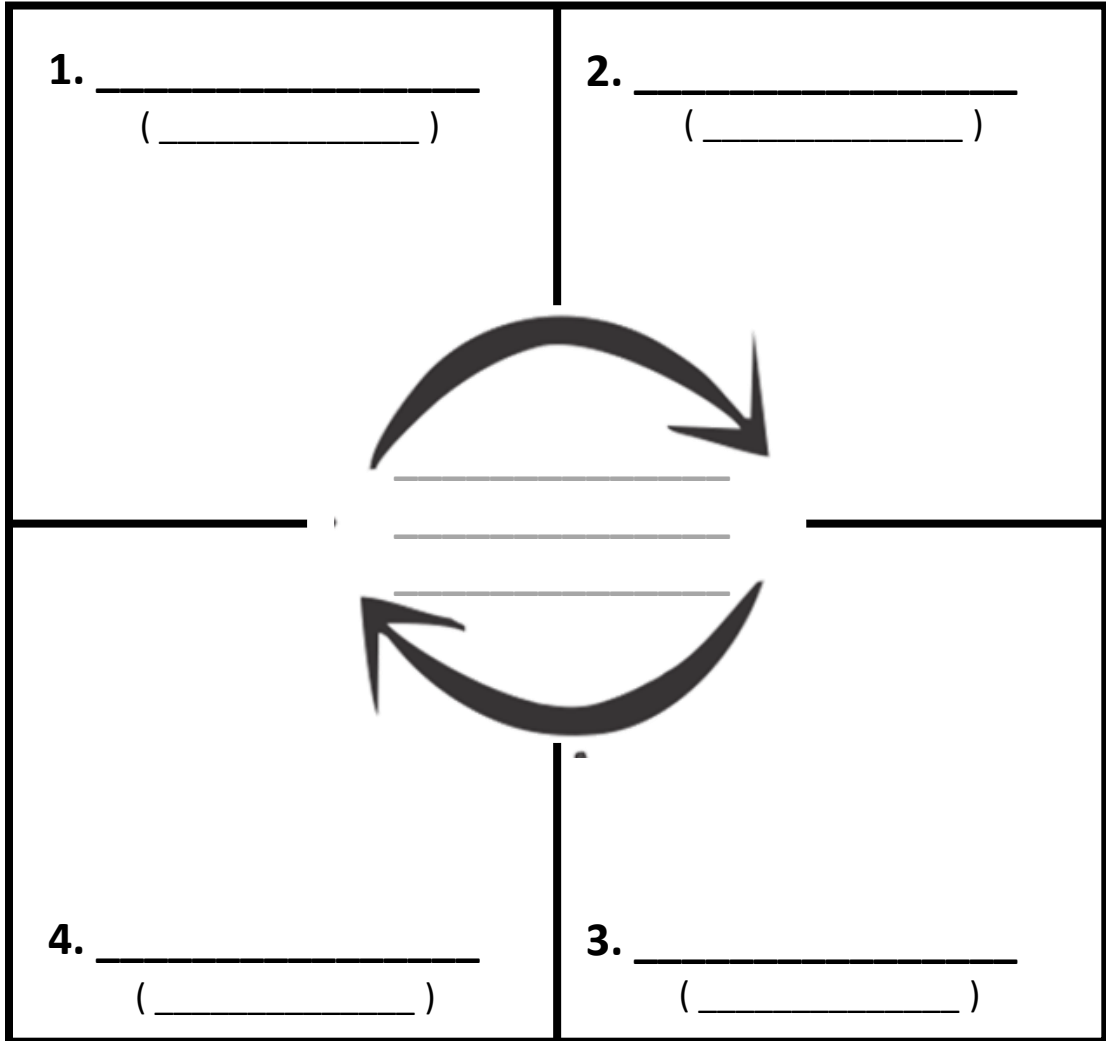
LESSON 4: 4 FIELDS OVERVIEW

The 5 parts in the 4 Fields



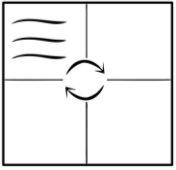
<https://youtu.be/of8wANPggck>

NOTE: If we look in the Bible for a strategy for reaching lostness, we will see Jesus modeling a strategy that the disciples followed.



12 SIMPLE TOOLS

- Relational Map
- Person of Peace
- 15 Sec. Testimony
- 3 Circles
- Baptism Hammer
- The 4-1-1
- The 3/3's
- Church Health Circle
- Left Hand Guide
- Five Levels of Leadership
- Iron on Iron
- MAWL Principle



TOOL 1:

HOW TO ENTER AN EMPTY FIELD

<https://youtu.be/meys8abzpGk>



Video

RELATIONAL MAP

In the Bible we see how people reached out to others they knew and brought them to Jesus:

John 1:41 _____ brought his brother _____ to Jesus.

John 1:44-45 _____ brought _____ to Jesus.


Acts 10:24 _____ brought his _____ to Jesus.

Acts 16:14-15 _____ influenced her _____ and they came to Jesus.

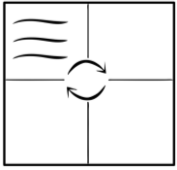
Acts 16:30-33 _____ influenced his _____, and they came to Jesus.

Now, map out your Relational Map.

People close to you but far from God.



Make an intentional plan to pray constantly for these people, just as Jesus instructed us to pray in Luke 18:1-8. Through Christian service, influence their lives.



TOOL 2:

HOW TO ENTER AN EMPTY FIELD

<https://youtu.be/CdEjzIkAqaw>



Video

PERSON/HOUSE OF PEACE

NOTE: In your training, read Luke 10:1-9. Then divide the page into two columns like in the example below, answering the following questions:

- 1) What did Jesus tell the disciples to do when they seek the son of peace?
- 2) What did Jesus tell the disciples not to do?

DO's

DON'Ts

- _____
- _____
- _____
- _____
- _____
- _____
- _____
- Not welcomed? _____

- _____
- _____
- _____
- _____
- _____

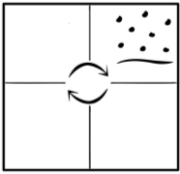
CHARACTERISTICS OF A PERSON OF PEACE:

1. They receive the _____
2. They receive the _____
3. They receive the _____

EXAMPLES OF PERSONS OF PEACE:

- John 4 _____
- Mark 2 _____
- Luke 19 _____
- Acts 8 _____
- Acts 10 _____
- Acts 16 _____
- Acts 16 _____

NOTE: When you identify an empty field, a person/house of peace, now you share the Gospel with the tools of the next field, the Seeded Field.



TOOL 3: HOW TO SOW THE SEED

SHARE YOUR STORY



Video

https://youtu.be/O_L9vHYkpkA

15 SEC. TESTIMONY

NOTE: Your personal testimony is very powerful because it demonstrates that God has power to change our lives! It is a story of contrasts between your old life and your new life in Christ. One of the biggest mistakes in sharing our testimony with our person of peace is that we share too much detail and too long! But there is power in your story!

JESUS

←

It begins by saying:

There was a time in my life...

+

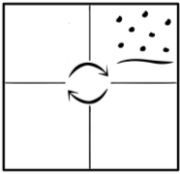
Then one day...

→

Now in Jesus...

Question: _____

This last question is very important, as it invites the other person to share their own experience. After listening then you ask: Can I share something that changed my life? (This will be in the next tool).



TOOL 4:

HOW TO SOW THE SEED

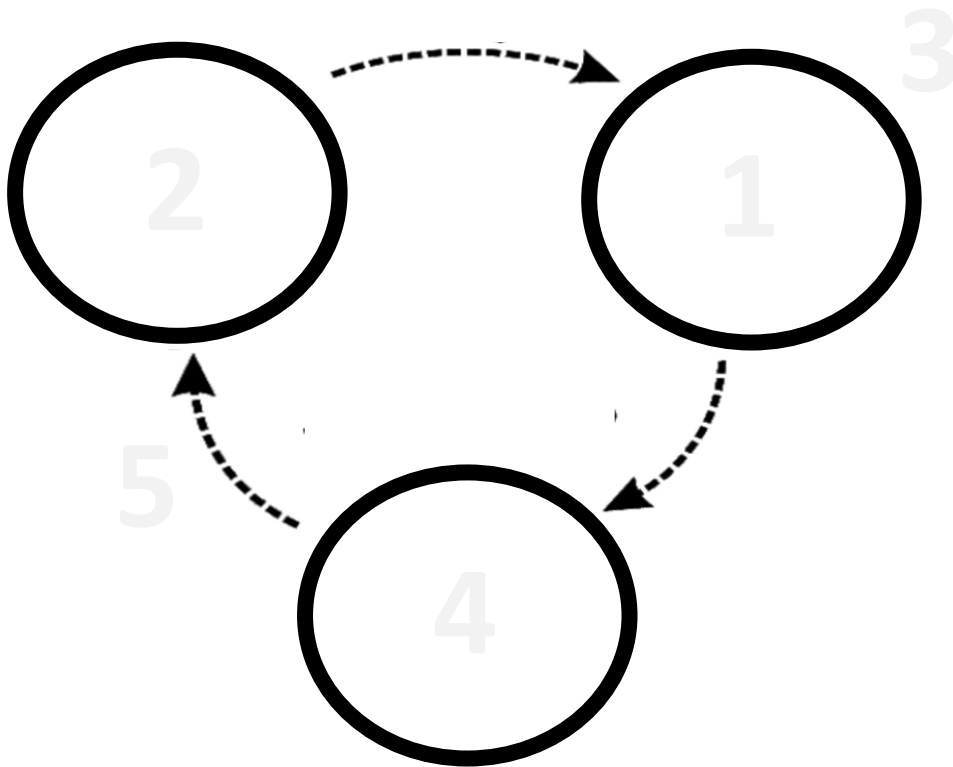
SHARE JESUS' STORY



Video

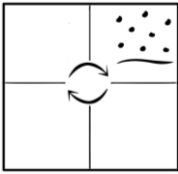
<https://youtu.be/ZQjkNLnTeWM>

THE 3 CIRCLES



Question 1: _____

Question 2: _____



TOOL 5: HOW TO SOW THE SEED

https://youtu.be/-Fo_6DhejxA

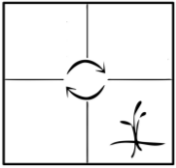


BAPTISM HAMMER

Your person/house of peace wants to make Jesus the king of his or her life. Now, open the Bible and discover what people followed to do that, receiving salvation and eternal life.

Scripture	Who was baptized?	When?	Baptizer?
Acts 2:36-41			
Acts 8:36-38			
Acts 9:10-18			
Acts 10:24,47-48			
Acts 16:13-15			
Acts 16:31-34			
Acts 18:8			
Acts 19:1-7			

At the end, ask your person of peace the following question: What is stopping you from getting baptized same way as people in the Bible and make Jesus the King of your life? If they understood the gospel and want to be baptized, it is time to be born again.



TOOL 6A:

WHAT TO TEACH A DISCIPLE

<https://youtu.be/F4GVU7ZrfGA>




THE 411

4 Questions

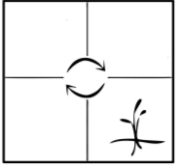
1 Piece of paper

1 Hour

In your training, you can fill out this sheet of Notes and Drawings, or you can also take a sheet of paper and fold it in half to form a booklet. The front cover is used for question 1, the inside for questions 2 and 3, and the back cover for question 4.



1. _____



TOOL 6B:

WHAT TO TEACH A DISCIPLE

<https://youtu.be/F4GVU7ZrfGA>



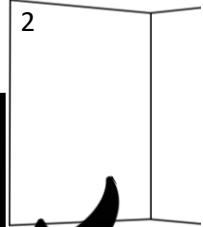
Video

THE 411

4 Questions

1 Piece of paper

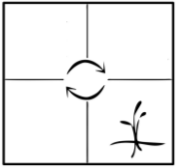
1 Hour



2. _____

Relational Map

Person/House of Peace



TOOL 6C:

WHAT TO TEACH A DISCIPLE

<https://youtu.be/F4GVU7ZrfGA>



THE 411

4 Questions

1 Piece of paper


1 Hour

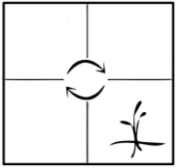
3. _____

15 Sec. Testimony

3 Circles

Baptism Hammer





TOOL 6D: WHAT TO TEACH A DISCIPLE

<https://youtu.be/F4GVU7ZrfGA>




THE 411

4 Questions

1 Piece of paper

1 Hour



4. _____

Being intentional, setting goals.

- _____

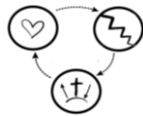
Relational Map



_____ Name, Date and Time

- _____


The gospel



_____ Name, Date and Time

- _____

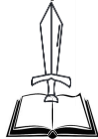
The 411



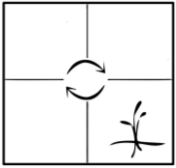
_____ Name, Date and Time

- _____

A small group



_____ Names, Date and Time



TOOL 7: WHAT TO TEACH A DISCIPLE


<https://youtu.be/Hlza2lPZaR8?si=URrfEUYYWA1Cv9aB>



Video

THE THREE THIRDS

This tool is about how a group facilitator can lead a small group that multiplies.

← _____	↑ _____	_____ →
_____ _____ _____	 _____ _____	_____ _____ _____

GATHER. *The group spent some time looking back on how was their week.*

- Mutual Time. How are you? What's your highs and lows? How was your goals from last week?
- Worship. Time for singing, prayer, lord's supper and giving if it's the day.
- Cast Vision. Keep God's heart and vision in front of the group, global, local and personal.

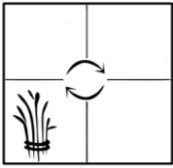
GROW. *The group open the Bible and read a passage.*

- Sword Method. The facilitator asks the 4 questions and let the group discover and share. In this passage: What do we learn about God? What do we learn about Man?, Is there an Example to follow? Is there a Command to obey?
- I will. They share ways to practice what they just learned for the scripture. This week I will...

GO. *The group spent some time preparing to go to the mission field.*

- Practice Discipleship. Briefly practice any of the 4 Fields discipleship tools.
- Set Goals. This week, who will you pray, share, or train with? Who can start a new group?

See pages 24-26 or video to know more how to use the Sword Method.



TOOL 8: HOW TO GATHER DISCIPLES IN GROUPS



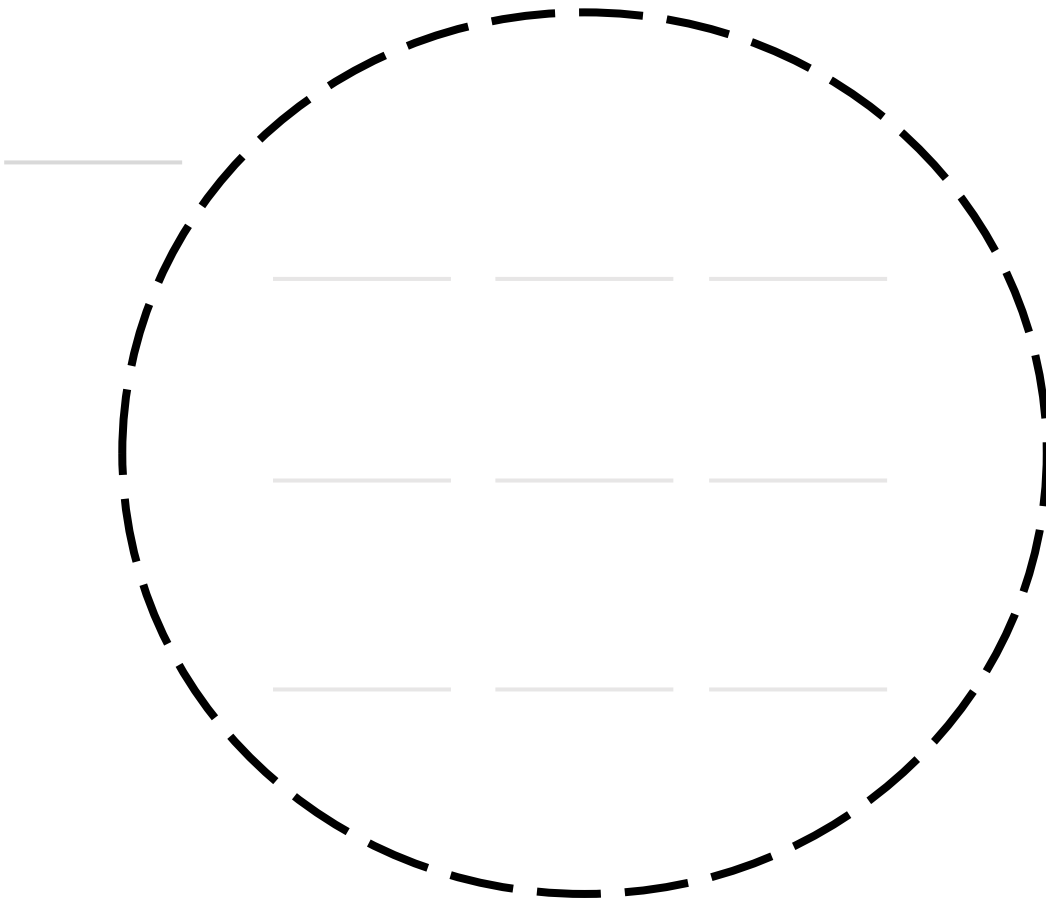
Video

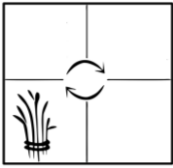
CHURCH HEALTH CIRCLE

<https://youtu.be/rgTMDbrvVko?si=8uq2qJGssIIV7pgR>

NOTE: Turn to Acts 2:36-47, read it with your group and draw a broken dotted circle, let the group discover what the early church did and draw the symbols within the circle. Example what did we see there? Repentance, baptism, praying, discipleship, love, praising God, breaking bread, giving, God's word, and leadership. There are 9 symbols in the circle and when one has all, then you can draw a solid circle indicating it is a healthy church.

ACTS 2:36-47





TOOL 9: HOW TO GATHER DISCIPLES IN GROUPS

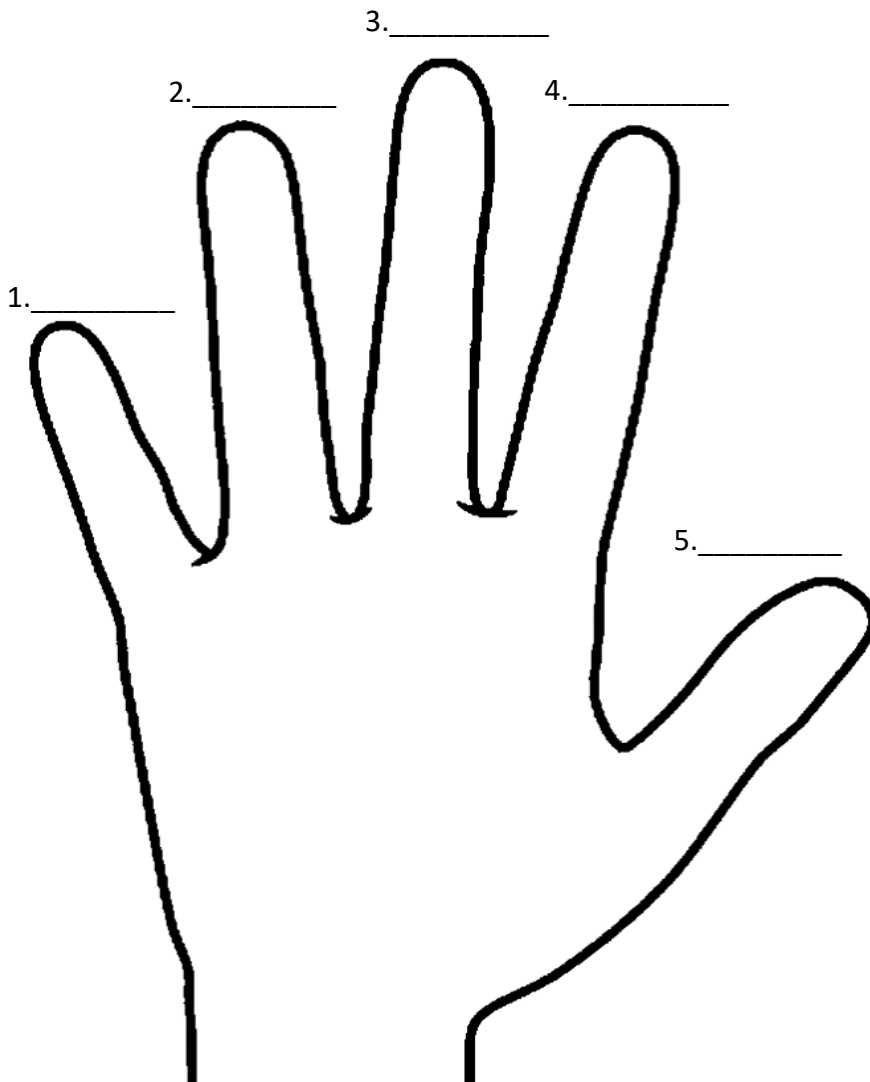


Video

LEFT HAND GUIDE TO A CHURCH START

<https://youtu.be/WHxeRDkAbrM>

NOTE: This tool is about teaching the disciples basic concepts of the church. Above each finger, from left to right, place the following questions: Who? What? Where? When? Why?. Now, through the training manual, PowerPoint or training video, follow the instructions.



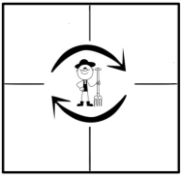
1. **WHO** is the church?
Repented baptized believers. Acts 2:36-47

2. **WHAT** does a church do? We can refer to the *Church Health Circle* found on page 18. Acts. 2:36-47

3. **WHERE** do churches meet? *Anywhere.*
Acts 2:46, 5:42; Romans 16: 3-5; 1 Cor. 16:19; Col. 4:15; Philemon 1: 1-2

4. **WHEN** do they meet?
Anytime and on the first day of the week. Acts 2:46, 20:7, Hebrews 10:24-25

5. **WHY** do they meet?
To glorify God and encourage each other.
Hebrews 10:24; 1 Cor. 10:31.



TOOL 10:

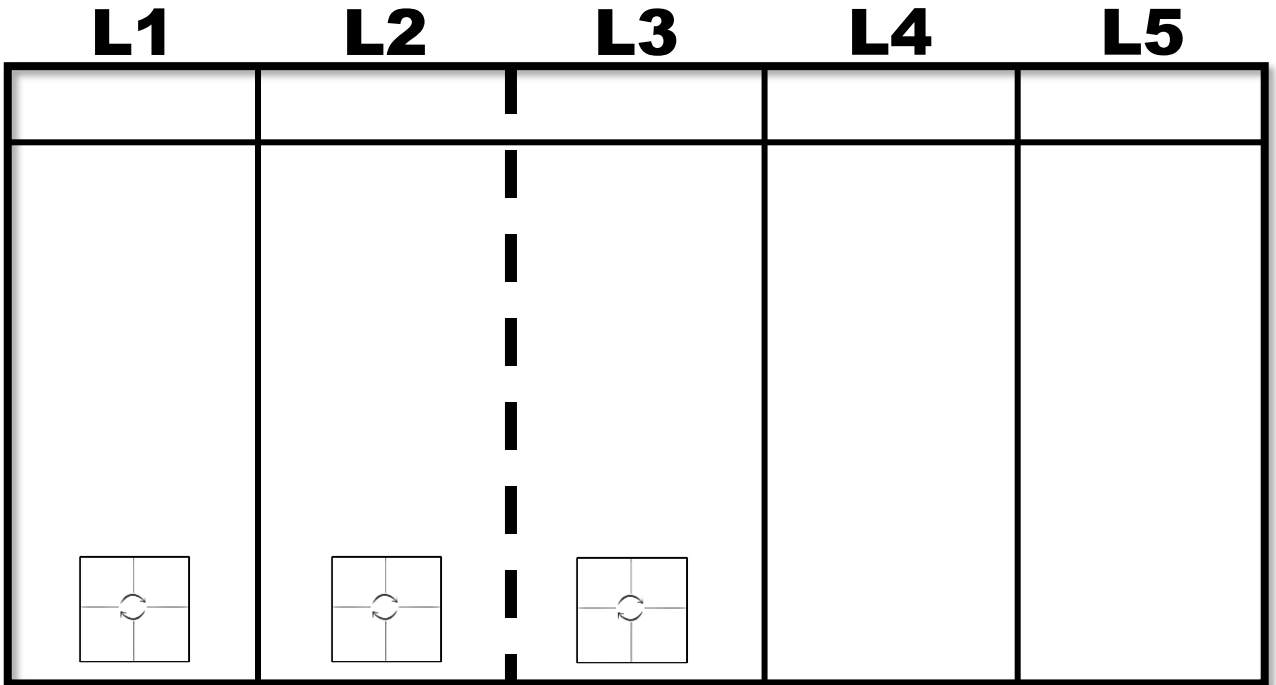
HOW TO DEVELOP LEADERS THAT MULTIPLY



Video

THE 5 LEVELS OF LEADERSHIP

<https://youtu.be/KM45JLN5vM0>



Level 1: Spreads the Gospel. **Masters** tools of field 1 and 2. **Loves** lost people. **Models** sow seeding to others.

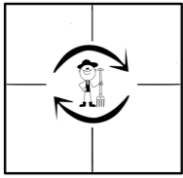
Level 2: A level 1 leader who **makes** disciples. **Plants** a church. **Masters** the 4 fields tools. **Trains** L1 leaders. **Forms** a group into a church.

Level 3: A level 2 leader who **starts** churches that reproduce churches to four generations. **Equips** L1 and L2 leaders. **Masters** the 4 fields and leadership tools. **Ensures the health** of churches and releases authority to local leaders.

Level 4: A level 3 who **Produces** four generations of new churches across multiple streams of church planting. **Engages** beyond the leader's own network to cast vision and train for multiplication. **Identifies** and resolves barriers to multiplication.

Level 5: A level 4 leader who becomes a **catalyst** for multiple movements of church planting among unreached people groups. **Equips** level 3 and 4 leaders to facilitate multiple movements of multiple generations of church planting. **Majors** in networking, resourcing and vision casting.

The image of the curve represents the time spent developing an equipped leader, if that does nothing, we do not dedicate our time there. But when we equip leaders and they begin to work in God's vision, we dedicate more time there. When a leader reaches level 4 or 5, they need less of our time.



TOOL 11:

HOW TO DEVELOP LEADERS THAT MULTIPLY



Video

IRON ON IRON

Proverbs 27:17

<https://youtu.be/9X6mPLWwfMg>

This tool is about conflict resolution. Four to six leaders meet, but the interview is only for one. The facilitator will start asking some questions and the group will let the interviewee share.

Purpose: Learning from other leaders while addressing stuckages (barriers) and clarifying action steps that address stuckages.

Rules: Attack the plan, not the man.

Focus: Do this with lostness of their community in mind.

Proposed schedule: 30 minutes for interview and 30 minutes for solutions.

Participants: A facilitator, a timekeeper, the interviewee leader and 2-3 listeners leaders.

Questions:

1. _____
Are you personally abiding in Jesus?

2. _____
Is there any unforgiveness in your heart or unresolved conflict on your team?

3. _____
What is the local vision you are laboring towards?

8. _____
Share the stuckages, barriers you are facing on the path to multiplication of healthy, sustained disciples and churches



4. _____
Describe your context (city, people, groups, etc.)

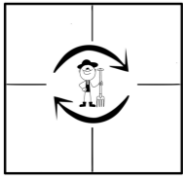
7. _____
Focusing on your most fruitful streams (or relational map if you don't have a Gen map yet)

6. _____
Briefly share your weekly rhythm, prayer, share, disciple, church, train.

5. _____
Briefly share what tools you are using in the 4 Fields

After the questions and sharing:

- ✓ The group:
 - Gives _____ words to the interviewed leader. (5 min).
 - Asks clarifying questions (5 min).
 - Discusses _____ that address barriers (15 min) – From the Scripture, Stories & Suggestions.
- ✓ The interviewed leader shares 2-3 _____ and _____ plan (3 min).
- ✓ The group pray over the interviewed leader, and he leaves very _____ (2 min).



TOOL 12:

HOW TO DEVELOP LEADERS THAT MULTIPLY



Video

MAWL PRINCIPLE

https://youtu.be/_f1ICT5BaWo


MAWL: This is the acronym that stands for Model, Assist, Watch and Leave and is a great way to transfer skills and equip others. We see Jesus and the disciples doing it. This is common in any profession, when a person finds a job, they receive training and tools to do their job.

This is compared to when a parent teaches a child to ride a bicycle. First the parent models, then he assists the child, then he watches, and then he leaves.

In the scriptures we see Jesus modeling, assisting, and watching his disciples and then we see him leave. Paul did it too.

1. _____

Jesus in Mark 1 modeled by preaching, praying, healing, and moving from town to town. Paul in Acts 13 to Acts 20 modelled how to plant churches and develop teams.



4. _____

Jesus in Acts 1:7-11 says you will be my witnesses to the ends of the earth and then he leaves.

Paul after giving instructions to the elders of Ephesus in Acts 20:36-38, he leaves.

2. _____

Jesus in Mark 6:35-41 assisted his disciples by feeding the 5000 and then we see Jesus says now you feed them.

Paul in 1 Thes 3:6 gets to Corinth and writes a letter. When he needs help to get the letter to Thessalonica, he entrusted this to Timothy.

3. _____

Jesus in John 4:2 is being blamed for baptizing more disciples than John. In fact it was not Jesus baptizing but his disciples. He was watching and delegating.

Paul in 2 Timothy 2:2 was watching Timothy from a distance as he was reaching out.

Now that you have been equipped, you can go and **Model** the training to others, **Assist** them train, **Watch** closely and adjust, then **Leave** and let them grow while you go and repeat the process somewhere else.

THE SINGULAR ROLE OF CHURCH LEADERS

EPHESIANS 4:11-16

A.P.E.S.T.

A.P.E.S.T is an acronym for:

A=Apostles P=Prophets E=Evangelists S=Shepherds T =Teachers

God Himself gave leaders to the Church – verse 11. Leaders are therefore **a gift** from God to the Church.

Presently, we don't have Apostles and Prophets in the Church. The Church is built on the foundation of the Apostles and Prophets – Ephesians 2:20. If you are an Evangelist, Shepherd or Teacher, this is your lesson.

What is the purpose of these gifts? (the leaders God gave to the Church) Verse 12 gives 3 purposes.

1. for the **equipping** of the saints
2. for the **work of ministry**,
3. for the **edifying** of the body of Christ,

***What is the meaning of the word “to equip?”** According to Collins online dictionary, “If you **equip** a person **with** something, you give them the tools or equipment that are needed for a job”.

In the Gospel Share Missions, we provide the tools needed for Discipleship training and Church multiplication.

***What is the work or ministry given to the church?** Verse 12

Read 2 Corinthians 5:17-20

Verse 18 says. Now all things are of God, who has reconciled us to Himself through Jesus Christ, **and has given us the ministry of reconciliation**. The ministry of the Church is to reconcile those far from God to Him through Christ.

***What does it mean to edify the body of Christ?**

It means to **instruct** in such a way as to **improve**, **enlighten**, or **uplift** morally, spiritually, or intellectually. In the Gospel Share Missions, we provide the tools needed for spiritual maturity and multiplication.

Ephesians 4:13, gives us the goal that the Leaders should lead their churches to. **Till all the members attain the measure of the stature of the fullness of Christ.**

Ephesians 4:14-15 also gave the extent or the measure of the work of leadership. **Depth in knowledge and application of the Scriptures.**

Ephesians 4:16, gave the result of effective leadership. The whole body, (the church) joined and knit together (united and fully equipped) by what every joint supplies, according to the effective working by which every part does its share, causes growth of the body for the edifying of itself in love. (Every member participates in the ministry). There are no spectators.

DISCOVERY BIBLE SWORD METHOD

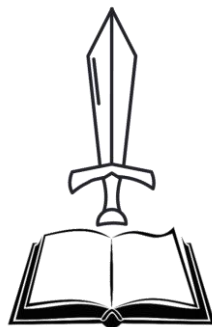
This method of discovering the Bible together is excellent. There is no lesson to prepare. It is best done in a small group. The goal is not to conduct a one-way Bible lesson, but rather driven by questions and conversations, there is no limit to the depth of learning and application a group can experience.

The study passage can be as short as a few verses or as long as a story spanning several verses. It's important to make sure everyone has a Bible, so bring a few extras just in case.

The facilitator, after reading a passage together, guides the study by addressing the group with four basic questions and gives everyone the opportunity to discover and share about the passage read by asking the following questions:

In this passage:

1. What do we learn about GOD?
2. Wha do we learn about MAN?
3. Is there an EXAMPLE to follow?
4. Is there a COMMAND to obey?



<https://youtu.be/rtUVTJyWAtU>



Video

I WILL: The facilitator opens the floor for a take home application asking the group: From what you discover in the passage, what can you do to obey the Word of God?


Things to remember:

1. You can choose from any scripture that works well with the discovery Bible method, and most do as you discover together.
2. The facilitator doesn't teach, only helps the group to discover the bible.
3. After someone shares what they discovered; the facilitator doesn't teach but encourages others to participate.
4. No Hyperlinking, stay in the same scripture during the session.
5. If someone is taking the discussion away towards other texts or ideas, always bring it back by asking: Where is that in this scripture?
6. No debates, controversial topics can be dealt with another time with mature leaders. This is why hyperlinking is not allowed. This gives ordinary members the confidence to hold small groups.
7. The sword method is part of the GROW section of tool 7: The Three Thirds.
8. Teach the group that when someone discovers and shares, they need to mention the verse where they discover and share what they discover based in that verse. This will help everyone keep their eyes on the Scriptures.
9. Always remind the group that IT IS NOT WHAT WE KNOW ABOUT THE BIBLE but WHAT WE DISCOVER TOGETHER IN THE PASSAGE.

SHORT TERM DISCOVERY BIBLE STUDY CURRICULUM

IDEAS ON KNOWING AND FOLLOWING JESUS


Use the 3 Thirds pattern of gathering and Sword Method to discover these amazing Jesus stories of hope.



GETTING TO KNOW JESUS Stories of Hope	FOLLOWING JESUS 7+ Basic Commands
A hole in the roof : Mark 2:1-12	Repent and Believe : Mark 1:15, Luke 19:1-10
The woman who wept at Jesus' feet: Luke 7:36-50	Be Baptized: Matt 28:19, Acts 8:26-39
Two lost sons: Luke 15:11-32	Pray: Luke 11:1-13
Who does God accept?: Luke 18:9-17	Love God and Love Others: Matt 22:37-39, Luke 10:25-37
Crucifixion: Luke 23:32-49	Make Disciples: Matt 28:16-20, John 4:4-42
Jesus appears to His disciples: Luke 24:36-49	Lord's Supper: Luke 22:7-20
Which soil are you?: Mark 4:1-25	Give: Luke 6:38, Mark 12:41-44
Two Births: John 3:1-18	Relationships: Gen 2:19-25, 1 Cor 7:1-16
The wedding feast: Luke 14:7-25	Priorities: Matt 6:19-34
The Good Shepherd: John 10:1-30	Holy Spirit 1: Acts 2:1-4, 14-21, 36-39 Holy Spirit 2: John 14:15-27, 1 Cor 12:1-11
The Samaritan Woman: John 4:1-30,39-42	Word: Acts 2:42, John 15:1-17
	Church Formation: Acts 2:36-47

LONG TERM DISCOVERY BIBLE STUDY CURRICULUM FROM CREATION TO CHRIST

Use the 3 Thirds pattern of gathering and Sword Method to discover these amazing stories from Creation to Christ.



Genesis 1:1-25	The Creation Story: God created the World
Genesis 2:4-24	The Creation Story: The creation of Man
Genesis 3:1-13	The Fall: The first Sin and Judgement
Genesis 3:14-24	The Fall: Judgement of a sinful world.
Genesis 6: 1-9,17	The Fall : The Flood
Genesis 12:1-8; 15:1-6	Redemption: God's Promise to Abram
Genesis 22:1-19	Redemption: Abraham offers Isaac as a Sacrifice.
Exodus 12:1-28	Redemption: The Promise of Passover
Exodus 20:1-21	Redemption: The Ten Commandments
Leviticus 4:1-35	Redemption: The Sacrificial System
Isaiah 53	Redemption: Isaiah Foreshadows the Coming Promise
Luke 1:26-38; 2:1-20	Redemption: The Birth of Jesus
Matthew 3; John 1:29-34	Redemption: Jesus is baptised
Matthew 4:1-11	Redemption: The Temptation of Christ
John 3:1-21	Redemption: Jesus and Nicodemus
John 4:1-26, 39-42	Redemption; Jesus and the Woman at the Well
Luke 5:17-26	Redemption: Jesus Forgives and Heals
Mark 4:35-41	Redemption: Jesus Calms the Storm
Mark 5:1-20	Redemption: Jesus Casts Out Evil Spirits
John 11:1-44	Redemption: Jesus Raises Lazarus from the Dead
Matthew 26:26-30	Redemption: The First Lord's Supper
John 18:1-19:16	Redemption: Jesus is Betrayed and Condemned
Luke 23:32-56	Redemption: Jesus is Crucified
Luke 24:1-35	Redemption: Jesus Conquers Death
Luke 24:36-53	Redemption: Jesus Appears and Ascends
John 3:1-21	Redemption: We Have a Choice

BRIDGING TO THE GOSPEL

A great way to begin a conversation about the gospel is to be curious about or wonder about what your friends believe. Here are some ideas on how to start a conversation.

1. You know I am a Christian, but I have never told you how that came to be. Can I share that with you?
2. I was wondering, do you have a spiritual belief?
3. Can I show you something that changed my life?
4. Have you ever felt drawn to God?
5. Have you ever felt that God let you down?
6. What are the joys and challenges in your life right now?
7. What are you passionate about?
8. When have you felt near or far from God?
9. If God was to do a miracle in your life, or the life of someone you love, what would it be? Can I pray for that need right now?

Listen for their bee sting, where they have been hurt and love them and pray for those hurts.

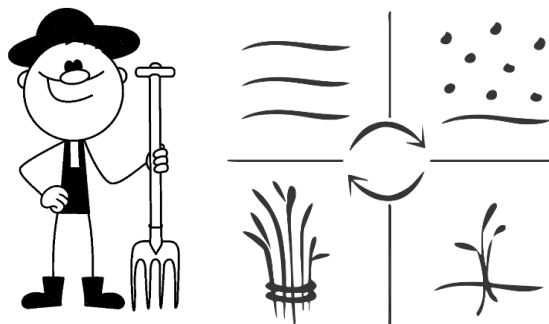
MULTIPLYING DISCIPLES AND CHURCHES EVERYWHERE

Movements grow as we attend to prayer, sharing, discipling, church formation and leadership development.

Right now, in the world we need prayer movements. God's people seeking Him in prayer, going deeper in order to see this generation won to Jesus.

Some ideas:

1. Hold a regular ½ night of prayer
2. Pray and fast 1 day a week
3. Organize a group to pray weekly online, in a café, at a house or under a tree, anywhere.
4. Start as many Sword Method groups as possible.
5. Train others as many as you can in the 4 fields multiplication training.
6. Be a leader and practitioner that goes into the harvest leading by example.
7. Train, equip, release, and strive to become a L4 multiplication trainer, but it all starts at becoming a L1 seed Sower. Pray, pray, pray.



EXPOSITION ON THE GREAT COMMISSION - MATTHEW 28:18-20

“And Jesus came and said to them, “**All authority** in heaven and on earth has been given to me. Go therefore and **make disciples** of all nations, baptizing them in the name of the Father and of the Son and of the Holy Spirit, and **teaching them** to obey everything that I have commanded you. And remember, **I am with you always**, to the end of the age” (NRSV).

All Authority. (Group discussion)

The role of Jesus Christ as Judge. God raised Jesus from the dead and gave Him the power of judging both the dead and the living. We must therefore obey His commands.

Make Disciples. He was specific. We cannot do something else and be acceptable to Him.

Teaching them. To obey everything that I have commanded you. Teach them Obedience

I am with you always. Christ is with those who obey.

WHO IS A DISCIPLE?

1. A Disciple is **more than a convert.** (Convert practice a religion into which he/she was not born)
2. A Disciple is **more than a Christian.** (Christian claims to be a follower of Jesus Christ)
3. A Disciple is **more than a faithful brother or sister who worship Sunday mornings.**
4. Making disciples is **more than teaching Bible Class or preaching sermons.**

CHARACTERISTICS OF A DISCIPLE:

1. John 8:31-32 – Continuing in His word (being obedient)
2. John 15:8, 1-2 – Bearing much/more fruit (making many more other Disciples)
3. John 13:34-35 – Loving one another just the way He loved us

COST OF DISCIPLESHIP Luke 14:25-27, 33

...whoever does not carry the cross and follow me cannot be my disciple.

Denying oneself of the things and people that draw us away from the Master and carrying our cross to follow Him daily. Jesus laid down His life on the cross.

THE PROCESS OF MAKING DISCIPLES:

1. **Commits** to share the Gospel with those who are far from God.
2. **Gathers** these new Disciples into small groups and equip them with the tools for personal growth and maturity as Disciples of Christ.
3. This small group becomes a **Healthy Church** that replicates the process of multiplying Disciples and Healthy Churches until as many generations of daughter churches are born.

CONCLUSION. Matthew 28:18-20

1. A commandment to obey.
2. To make Disciples, you must first be a Disciple yourself – 1 Cor. 11:1
3. If we are not Disciples, we are deceiving ourselves – Matt. 7:21-23
4. The great commission is the heart of the Bible – all we do must tie into this commandment.
5. The only followers Christ is looking for are Disciples and Disciple makers.

A Disciple is someone who hears the teachings of the Master, and intentionally and consciously does all that he/she can transform his/her life (thinking, speech and actions) to become like the Master and does all that he/she can help others to become like the Master.

Notes for the trainers: As we train people, the goal is not just to impart knowledge. The goal is to transform lives, obedient Disciples who will practice 2 Timothy 2:2.

<https://www.facebook.com/discipleship4fields>



GOSPEL SHARE
FACEBOOK

<https://www.gospelsharemissions.com/>



GOSPEL SHARE
WEBSITE

<https://www.facebook.com/gospelchariot>



GOSPEL CHARIOT
FACEBOOK

<https://www.gospelchariot.org/>



GOSPEL CHARIOT
WEBSITE

https://youtube.com/playlist?list=PLg3RQNF8QRp5AC-pBG-JVMQE7P3ZjKk_2&si=4k8SsznqT6GBciko



YOUTUBE VIDEOS
TO ALL LESSONS

<https://apps.apple.com/au/app/gospel-share-missions/id1600500484>



DOWNLOAD
THE APP FOR APPLE

<https://play.google.com/store/apps/details?id=org.gospelchariot.gospelsharemissions>



DOWNLOAD
THE APP FOR ANDROID

Copyright © Gospel Share Missions

This document has permission to be
photocopied in part or in full..

www.gospelchariot.org

www.gospelsharemissions.com

“Any modification prohibited”

For more information, contact:

George Funk funk4fields@gmail.com

Wayne Funk wayne.funk@gospelchariot.org

Fernando Toledo toledo4fields@gmail.com